

Beginning Sounds

Alphabet Bingo
For game directions, see the Teacher's Manual.

Writing Beginning Sounds
Say the name of the picture. Next, write the beginning lowercase letter to complete the word.

Letter Sound
For game directions, see the Teacher's Manual.

Cut and Paste Beginning Letter Sound
Cut out the letters at the bottom of the page. Next, say the name of each picture and glue the letter with the matching beginning sound next to it.

Word Tracing
Trace the words and color the pictures.

Trace the Missing Letter
Say the name of the picture. Next, trace the beginning lowercase letter to complete the word.

Picture Uppercase Letter Match
Say the name of each picture. Circle the letter that matches the beginning sound.

Beginning Sound Identification
Color the pictures that begin with the sound of the letter Aa. Next, trace the letter Aa in the circle.

Beginning Letter Sound Puzzle
Cut out the pictures at the bottom of the page. Next, say the name of each picture and glue them beside the letter that matches the beginning sound.

Learning the Alphabet
LEVEL 2

LEARNING THE ALPHABET

The Ultimate Phonics Guide

FOR A PRE-READING FOUNDATION

TEACHER APPROVED


Learning the Alphabet
3/15: Say, Color, Write.
221


Learning the Alphabet
3/15: Beginning Letter Sound Puzzle
233


Name: _____


Trace the Missing Letter



Say the name of the picture. Next, trace the beginning lowercase letter to match the picture.




y o g u r t




p e n g u i n


z i g z a g


q u i e t


















Name: _____

Practice Beginning Letter Sounds

Say the name of the picture and circle the letter that matches the beginning sound.


 b c v	 q u t	 g d f
 o t v	 h e k	 e j n
 m p h	 n	 n





Name: _____

Match the Beginning Sound

Say the name of the picture and circle the letter that matches the beginning sound.

 r d	 h b
 o c	 p r
 q f n	 q c
 f n	 f n

U E A H B P




Rr is for rat.



Name: _____

Picture Lowercase Letter Match

Say the name of each picture. Draw a line to connect each letter to the picture with the correct beginning sound.





q	
z	
y	

Ending Sounds

Name: _____

Writing Ending Sounds



Say the name of the picture. Next, write the ending lowercase letter to complete the word.

 wol _____	 ru _____
 _____	 _____

Name: _____

Write the Missing Letter





Say the name of each picture. Next, write the ending lowercase letter to complete the word.

bu _____ 
an _____ 

Name: _____

Animal Ending Sound







Say the name of each animal. Next, color the animal that has the ending sound of the letter in each row.

		x
		m

Name: _____

Practice Ending Sounds




Say the name of the picture and color the letter that matches the ending sound.

 moo _____	 wol _____
 fo _____	 lam _____
 nes _____	 musi _____

Name: _____

Connecting the Last Letter





Say the name of the picture and connect the letter that matches the ending sound to finish the word. Next, write the connected letters on the guided lines.

 v a n	_____
 t u b	_____
 w a x	_____

Name: _____







Ending Sound Letter Match

Cut out the letters at the bottom of the page. Next, say the name of each picture and glue the letter that matches the ending sound.

	s	e	a
	p	o	
	f	a	
	m	i	

n l x t

Beginning & Ending Sounds

<p>Heat, color the letter of the beginning sound on the left, and the ending sound on the right.</p> <p>Finally, write the beginning and ending letters to complete the word.</p>  <p>Letters: d, c, f, x, t</p> <p>Word: a</p>	<p>Heat, color the letter of the beginning sound on the left, and the ending sound on the right.</p> <p>Finally, write the beginning and ending letters to complete the word.</p>  <p>Letters: r, b, h</p> <p>Word: e</p>	<p>Say the name of the animal.</p> <p>Next, color the letter of the beginning sound on the left, or the ending sound on the right.</p> <p>Finally, write the beginning and ending letters to complete the word.</p>  <p>Letters: w, t, p</p> <p>Word: i</p>
<p>Heat, color the letter of the beginning sound on the left, and the ending sound on the right.</p> <p>Finally, write the beginning and ending letters to complete the word.</p>  <p>Letters: j, g, y, k, z</p> <p>Word: a</p>	<p>Heat, color the letter of the beginning sound on the left, and the ending sound on the right.</p> <p>Finally, write the beginning and ending letters to complete the word.</p>  <p>Letters: b, v, t</p> <p>Word: e</p>	<p>Say the name of the animal.</p> <p>Next, color the letter of the beginning sound on the left, or the ending sound on the right.</p> <p>Finally, write the beginning and ending letters to complete the word.</p>  <p>Letters: r, k, l</p> <p>Word: i</p>


Name: _____

Color and Write the Beginning and End

Say the name of the picture.
Next, color the letter of the beginning sound on the left, and the ending
Finally, write the beginning and ending letters to complete the

d h


f



m

o

m d



s

k

o

Name: _____


Color and Write the Beginning and Ending Sounds

Say the name of the picture.
Next, color the letter of the beginning sound on the left, and the ending sound on the right.
Finally, write the beginning and ending letters to complete the word.

q

c

r



p


n

s

b

h

m



g

l

x


Name: _____


Beginning and Ending


Cut out the pictures at the bottom of
next, paste each picture that begins or ends with the

begins with

b







Name: _____

Beginning and Ending Sounds

Cut out the pictures at the bottom of the page.





Next, paste each picture that begins or ends with the letter **ed** in the correct box.

begins with

ends with

d

d

Name _____

Beginning and Ending Sounds

Cut out the pictures at the bottom of the page.
Next, paste each picture that begins or ends with the letter f.

begins with

f

Beginning and Ending Sounds

Cut out the pictures on the bottom of the page.
Next, paste each picture/e that begins or ends with the letter G in the correct box.







begins with

g

ends with

g

scissors icon

Beginning and ending sounds

Cut out the pictures at the bottom of the page.

Next, paste each picture that begins or ends with the letter 'k' in the correct box.







begins with

k

ends with

k

✂


Name: _____


Beginning and Ending Sounds


Cut out the pictures at the bottom of the page.
Next, paste each picture that begins or ends with the letter Mm in its box.


begins with m		


Cut along the dashed line.














Name: _____

Beginning and End

Cut out the pictures of the letters.

Next, paste each picture that begins or ends with the letter.

begins with

n

Name: _____

Beginning and Ending Sounds

Cut out the pictures at the bottom of the page.


Next, paste each picture that begins or ends with the letter P. P is the color _____.


begins with


P


ends with


Cut along this line
















Name: _____

Beginning and Ending Sounds

Cut out the pictures at the bottom of the page.

Next, paste each picture that begins or ends with the letter **Ss** in the correct box.

begins with

S

_____→

ends with

S

←_____


Name: _____


Beginning and Ending Sounds


Cut out the pictures at the bottom of the page.


Next, paste each picture that begins or ends with the letter T in the correct box.


begins with


















ends with










Middle Sounds

Name: _____

Find the Middle Sound


Say the name of the picture and color the circle with the vowel that mostly of the word. Next, write the vowel in the box.



o

u

r → →




u

a

s → →


Find the Middle Sound

Say the name of the picture and color the circle with the vowel that matches the middle sound of the word. Next, write the vowel in the box.



a e

b → →



u a

v → →


Learning the Alphabet

5.1 Find the Middle Sound


Name: _____

Find the Middle Sound

Say the name of the picture and color the circle with the vowel that is in the middle of the word. Next, write the vowel in the box.

 o i


h

 a u

b

Find the Middle Sound

Say the name of the picture and color the circle with the vowel that matches the middle sound of the word. Next, write the vowel in the box.




o

i

p

→

→



e

a

b

→


→

Listening like a phonics expert

Name: _____

Find the Middle Sound

Say the name of the picture and color the circle with the vowel that matches the middle sound of the word. Next, write the vowel in the box.



e
i
o


a
u

l

→

→

g



i
o
u

e
a

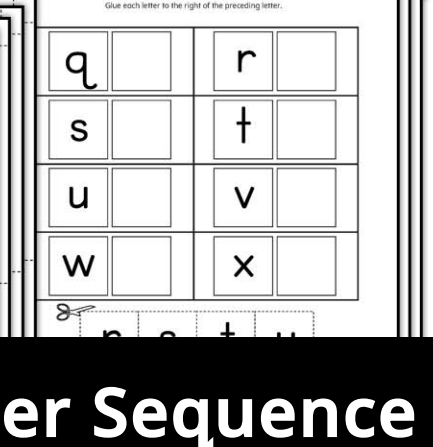
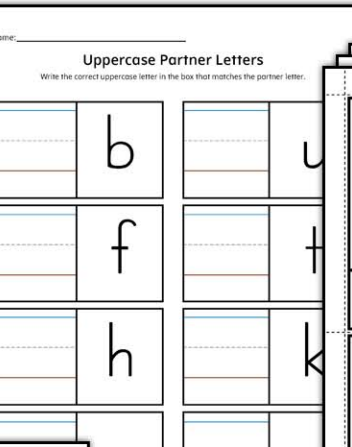
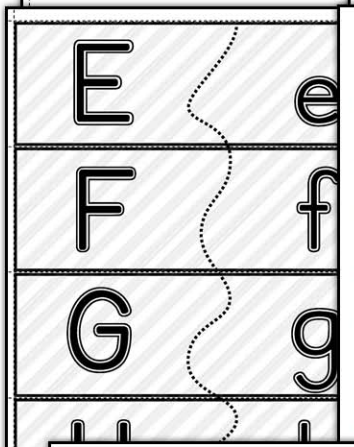



f

→

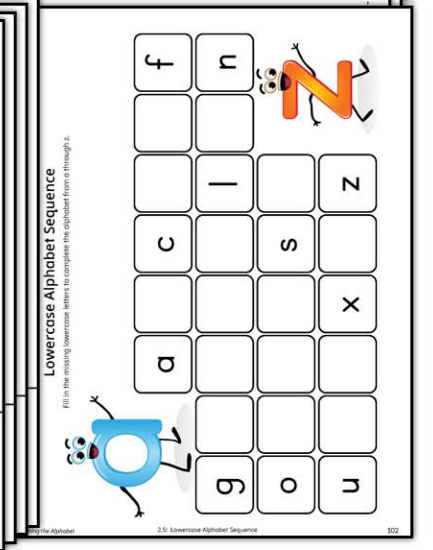
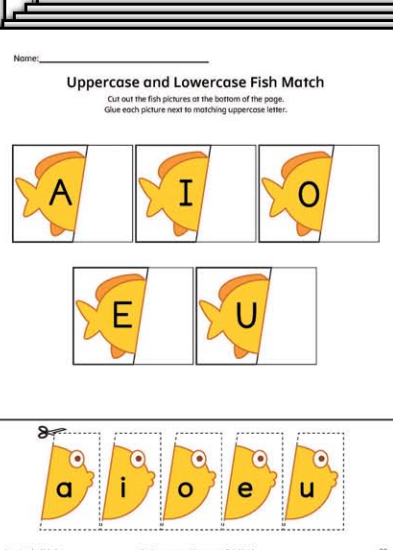
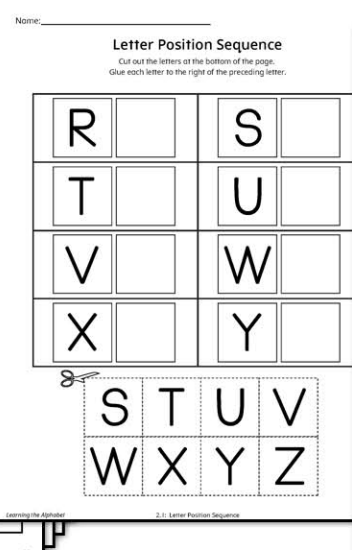


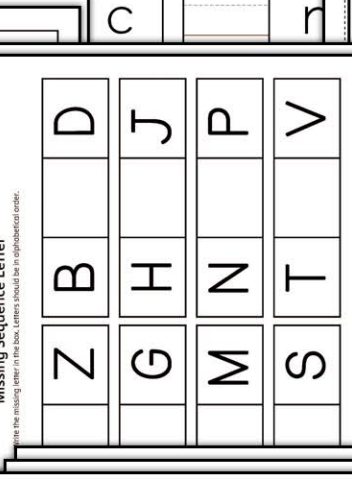
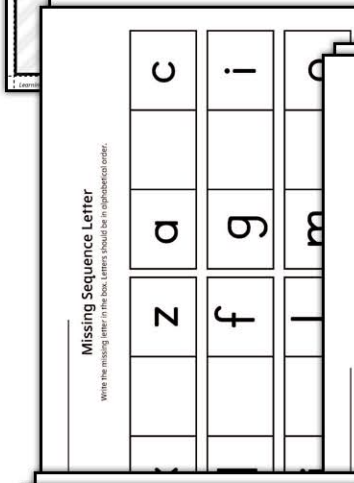
→

x

Letter Recognition



Letter Sequence



Rhyming

Match the Pictures That Rhyme

Say the name of each picture and draw a line to connect the pictures that rhyme.



frog



wall



sock



rock



rain



ball



dog

Pictures That Rhyme

Draw a line to connect the pictures that rhyme.



bag



mug



sub



chicken

Words That Rhyme

Say the name of the picture. Next, write the missing letters to complete the word. Use the rhyming word in the sentence to help identify the missing letters.



hot rhymes with

p



lip rhymes with

z



red rhymes with

b

Words That Rhyme

Write the missing letters to complete the word. Use the rhyming word in the sentence to help identify the missing letters.

fun rhymes with

b

top rhymes with

m

sit rhymes with

k

Words That Rhyme

Write the missing letters to complete the word. Use the rhyming word in the sentence to help identify the missing letters.

win rhymes with

pin

nut rhymes with

c

beg rhymes with

g

Circle the Pictures That Rhyme

Circle the picture in each row that rhymes with the first picture.



monkey



sheep



goose



moose



wax



fax



pig



snail

Circle the Pictures That Rhyme

Circle the picture in each row that rhymes with the first picture.



bat



cat



map



tree



wig



pig

Circle the Pictures That Rhyme

Circle the picture in each row that rhymes with the first picture.



hat



cow



slug



bug



plum



drum



box



whale

Cut and Paste Pictures That Rhyme

Cut out the pictures at the bottom of the page. Next, say the name of each picture and glue them beside the picture that rhymes.



tag



sad



log



sun



yam



box



jet



bug



six



run



rug



jam



net



mix



fox

Bonus Material

Click here to discover more about
the *Learning the Alphabet Program*

Name: _____

Practice Beginning Letter Sounds


Say the name of the picture and circle the letter that matches the beginning sound.



b c v



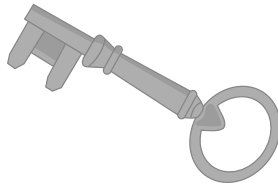
q u t



g d f



o t v




h e k



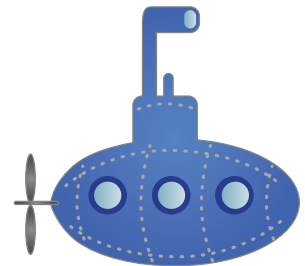
e j n



m p h



n r w



s z o